

Modelling hunting strategies for the conservation of wild rabbit populations

Elena Angulo^{a,b,*}, Rafael Villafuerte^a

^a*Instituto de Investigación en Recursos Cinegéticos (CSIC–UCLM–JCCLM) Apdo. 535, E-13080 Ciudad Real, Spain*

^b*Estación Biológica de Doñana (CSIC), Apdo. 1056, E-41080 Sevilla, Spain*

Received 13 August 2002; received in revised form 18 March 2003; accepted 18 March 2003

Abstract

Recently, European wild rabbit (*Oryctolagus cuniculus*) populations have undergone a sharp decline that may be exacerbated by hunting. We investigate the effects of the timing of hunting on the conservation of wild rabbit using a model for rabbit population dynamics. Scenarios with different hunting rates and age strategies were simulated for different population qualities. We interviewed hunters to ascertain the degree to which they would accept a change in the timing of hunting. We also investigated the hunting pressure applied by hunters and its relationship with rabbit abundance. Modelling results indicate that the current hunting season has the greatest impact on rabbit abundance. Hunting in late spring optimises hunting extraction while conserving rabbit populations. When the rabbit population quality is low the effects of age strategies and the timing of hunting are less important than the effect of the hunting rate applied. Almost half the hunters would agree to policy changes. More than 75% of hunters implemented self-imposed hunting restrictions to improve rabbit populations, that were more frequently applied in high rabbit abundance areas. Therefore, changing the timing of hunting and increasing the participation of hunters in low abundance areas could optimise both the exploitation and the conservation of wild rabbit populations in southwestern Europe.

© 2003 Elsevier Ltd. All rights reserved.

Keywords: European wild rabbit; Hunting timing; *Oryctolagus cuniculus*; Pest management; Population dynamics

1. Introduction

European wild rabbits *Oryctolagus cuniculus* are native to the Iberian Peninsula in southwestern Europe (Monnerot et al., 1994). Their range has expanded naturally to most of continental Europe, and humans have introduced them worldwide for food or hunting (Monnerot et al., 1994). In most countries where rabbits are found they are considered pests, and hunting is an environmental and economic necessity to control rabbit populations to avoid crop damage and/or the extinction of native species (Sheail, 1991; Drollette, 1996; Hone, 1999; Angulo, 2001).

In the Iberian Peninsula, however, rabbits are regarded as the staple prey of the Mediterranean ecosystem (Valverde, 1967). They sustain a large number of predator species and generate economically important

hunting activity, with over 30,000 private hunting areas covering more than 70% of the region (Villafuerte et al., 1998). The progressive decline in wild rabbit populations on the Iberian Peninsula is a concern (Beltrán, 1991), and current numbers are the lowest in decades (Villafuerte et al., 1997).

Effective management of hunting resources requires knowledge of the current regulations and the effects of regulations on the sustainability of wild populations. In Spain (Iberian Peninsula), hunting regulations mainly take the form of hunting quotas set by individual hunting associations and the open hunting season set by the Spanish Government (mainly from October to December). In both cases, regulations are not supported by scientific studies and measures are implemented without knowledge regarding their effects on wild rabbit populations.

Hunters are distributed throughout the Spanish territory, and meet in specific hunting areas where they form hunting associations. Each year, the hunters of each association agree on the hunting quota for their hunting

* Corresponding author. Tel.: +34-954-232340; fax: +34-954-621125.

E-mail address: angulo@ebd.csic.es (E. Angulo).

area based on their perception of rabbit population quality. Decisions on hunting quotas move between two contrary attitudes: to conserve rabbit population for coming years, limiting hunting activity, or to hunt the greatest number of animals, without any restriction on hunting activity. However, no information is available on the hunting quotas applied by hunting associations.

Governmental policies on the timing of rabbit hunting in Spain have not changed at least since 1902 (BOE, 1970). These policies probably were established as rabbit control measures in response to huge economic losses in agriculture due to rabbits. However, since the sharp decrease in rabbit abundance, damage to crops has become sporadic and the timing of the rabbit hunting season in Spain has been maintained more for historical reasons than to protect agricultural assets. This also occurs in other southwestern European countries such as Portugal and France (REGHAB, 2002). It would be advantageous to be able to predict the level of hunting that current rabbit populations can support, and when hunting should be applied so as to ensure the smallest impact on rabbit populations while maintaining hunting activity.

Rabbit population models have been used to increase knowledge regarding the efficacy of different management strategies aimed primarily at rabbit control. These include general models on unspecific control strategies (Darwin and Williams, 1964; Smith and Trout, 1994; Smith, 1997) and, more recently, models in which disease is the control method (Pech and Hood, 1998; Hood et al., 2000). However, models focusing on rabbit conservation have received little attention (Calvete and Estrada, 2000; Fa et al., 2001). All rabbit population models developed to date have been based on parameters obtained from populations outside of the original range of rabbits (i.e. Smith and Trout, 1994). It is well known that there are ecological differences between rabbits throughout Europe, including a latitudinal trend in reproductive parameters and differences in survival and mortality (Rogers et al., 1994). Additionally, genetic analyses have revealed differences between southwestern European rabbits and rabbits from other regions (Monnerot et al., 1994).

Use of ecological models developed in other areas to assess the timing of rabbit hunting in a particular area, southwestern Europe in the present case, should be undertaken with prudence when interpreting model results. Previous rabbit models have explored the optimal timing to carry out population control in wild rabbit populations in New Zealand (Darwin and Williams, 1964) and England (Smith and Trout, 1994; Smith, 1997). These models suggest that control should be applied when the population is naturally declining and each female killed reduces overall reproductive capacity for the next season. Applying these results to southwestern Europe, and disregarding differences in the

demographic parameters, we can hypothesise that the current Spanish hunting period coincides with the best population control period.

Our main goal was to evaluate whether the current timing of hunting in southwestern Europe maintains current rabbit populations, and to explore which is the optimal quarter of the year to hunt rabbits while conserving their populations. To explore these issues, we present a simple age-structured population dynamics model based on a Spanish free-living rabbit population. This model is used to investigate the effects of hunting strategies, hunting timing and hunting rates on wild rabbit populations of southwestern Europe. In view of the fact that the modelling results may be used to change the hunting laws in Spain, we additionally ascertained hunters' perceptions regarding Spanish policy on the timing of hunting, and their attitudes toward a change. Finally, we present hunting quotas applied by hunting associations and their relation with the conservation of rabbit populations. If hunters were involved in the conservation of rabbit populations, they would be expected to apply a lower hunting pressure in areas with low rabbit abundance. Thus, the degree to which they restrict their hunting activities should be inversely correlated with the quality of the rabbit population in their hunting area (good quality for hunters meaning high rabbit density). Here, we have ascertained the levels of restriction implemented by hunters and the relationship between the level of restriction and rabbit abundance. This information was then used to evaluate the extent to which hunters take into account the sustainability of rabbit populations when deciding the hunting quotas.

2. Methods

2.1. Database of the model

Most available data on wild rabbit biology and ecology derives from areas in which rabbits are an introduced species (Parer, 1977; Wood, 1980; Gibb, 1993), and there is a general lack of data from southwestern Europe, the original distribution range of rabbits. Given that rabbits introduced into new areas will have adapted to different environmental conditions, many aspects of their original biology may have changed. Thus, the population parameters used in our model—fecundity, mortality and age structure—were taken from an area in which rabbits are native. All data used in our study were taken from Villafuerte's (1994) study of a free-living rabbit population in Doñana National Park (southwestern Spain). Below we summarise the methods used by Villafuerte (1994) to obtain the demographic parameters used in our model. Although most parameters are seasonally dependent, in cases where Villafuerte had

collected insufficient data to distinguish seasonal differences, the relevant parameters were set to the average of the available data (litter size, litter mortality, and juvenile mortality).

Villafuerte (1994) assessed rabbit fecundity from capture-recaptures every month between October 1988 and September 1990. Considering the resulting average productivity for the years 1989–1990, the proportion of reproductive females in the model was set seasonally for a 1-year period (Table 1). Litter size data was obtained from weekly observations conducted along a fixed 6-km-long transect, in which breeding stops were searched and analysed between October 1988 and September 1990 (Villafuerte, 1994). The resulting average litter size was 3.5. This average, which was used in the model presented here, is in accordance with previous studies carried out in Spain in different areas and years (Delibes and Calderón, 1979; Sorieguera, 1981).

The main causes of death in wild rabbits are predation and disease. The high number of predator species that consume rabbits in southwestern Europe leads to a higher frequency of the consumption of animals dead from disease as well as a higher frequency of predation not only of low body condition animals, but also of sick rabbits (Villafuerte et al., 1997). Thus, the causes of mortality from disease and predation may be incorrectly classified in the data of Villafuerte (1994); we considered both causes together in our model.

Villafuerte (1994) monitored litter success through weekly observations conducted along a fixed 6-km-long transect and captures on site between October 1988 and September 1990. We used the resulting mortality rate of new-borns in our model, which was fixed at 0.3 throughout the year. To assess juvenile and adult mortality, Villafuerte (1994) captured rabbits, fitted them with radio-collars and located them daily between April 1989 and March 1990 (Villafuerte et al., 1994; Moreno et al., 1996). The resulting adult mortality rates were set seasonally over a 1-year period in the model (Table 1), and the resulting yearly averaged juvenile mortality rate was 0.75. Smith and Trout (1994) proposed that variation in juvenile survival greatly affects population quality, where high juvenile survival means a growing population and low juvenile survival means a declining

population. We used three juvenile mortality rates to permit an analysis of ‘good’ (juvenile mortality rate = 0.73), ‘medium’ (0.75) and ‘bad’ (0.78) population quality. High and low juvenile mortality rates were established by calibration in the model to obtain an additional growing population and a stable population with mortality rates above and below 0.75 (Fig. 1). We did not simulate a declining population because hunting would cause such a population to collapse. The model assumes no migration; this is justified because rabbits extend over the whole area, and emigration balances immigration.

2.2. Structure of the model

Previous models on the effects of timing of rabbit control have been developed using Leslie matrices in which control was applied by varying the survival rates of different age-classes at different months (Darwin and Williams, 1964; Smith and Trout, 1994). We have adapted this approach to the study of rabbit populations in southwestern Europe. In our model, stochastic components are included into the demographic parameters, hunting mortality of different age classes depends on their proportion in the population, and hunting is applied over three consecutive months.

Models that describe species population dynamics often are based on the same general structure representing the rate of change in a population, using either continuous or discrete time models (Lotka, 1925; Volterra, 1926; Nickolson and Bailey, 1935). Let D , M and N denote population density, mortality and natality, respectively. Population density at time t is represented by the equation:

$$D_{(t)} = D_{(t-1)} + D_{(t-1)}(N - M) \Delta t \quad (1)$$

We divided the rabbit population into three age-classes: new-born (n), juveniles (j) and adults (a). New-borns are rabbits under one month old that depend on

Table 1
Percentage of reproductive females ($n = 88$ females) and adult mortality rate ($n = 28$ radio-tracked rabbits) used in the model^a

Period	% Reproductive females	Mortality rate
February–May	85	0.025
June	50	0.020
July–September	20	0.020
October–January	50	0.125

^a Data calculated from Villafuerte (1994).

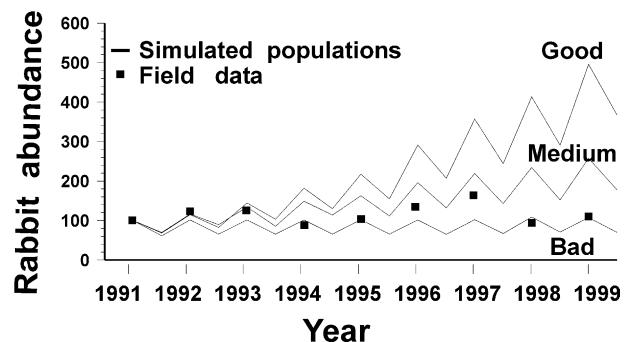


Fig. 1. Population size estimates from modelling (black lines) and from vehicle surveys (black squares). Plots show the yearly maximum and minimum number of rabbits from simulations and the yearly average of rabbits seen per km, respectively. Both data sets were normalized by setting the initial value to 100.

the mother and live in a breeding stop; juveniles are rabbits between one and four months old ($j1$, $j2$, $j3$, and $j4$, respectively); and adults are older rabbits, comprising the reproductive class. On the basis of Villafuerte (1994), Boyd (1985) and Smith et al. (1995), we set the rabbit sex-ratio to be 1:1. The number of new-born is a function of the initial number of adult females, the proportion of reproductive females (R) and their fecundity (F). The model runs on a monthly time step, the transit time among age-classes. The resulting age-class population density is represented by the following discrete time equations:

$$Dn_{(t)} = 0.5 * Da_{(t-1)}^* F^* R^* \Delta t \quad (2)$$

$$Dj1_{(t)} = Dn_{(t-1)}^* (1 - Mn)^* \Delta t \quad (3)$$

$$Dj2_{(t)} = Dj1_{(t-1)}^* (1 - Mj)^* \Delta t \quad (4)$$

$$Dj3_{(t)} = Dj2_{(t-1)}^* (1 - Mj)^* \Delta t \quad (5)$$

$$Dj4_{(t)} = Dj3_{(t-1)}^* (1 - Mj)^* \Delta t \quad (6)$$

$$Da_{(t)} = Dj4_{(t-1)}^* (1 - Mj)^* \Delta t + Da_{(t-1)} (-Ma)^* \Delta t \quad (7)$$

The population model [Eqs. (2)–(7)] was solved using the software Stella II 3.05 (High Performance Systems, 1992). Although the model is deterministic, we added a stochastic component through the introduction of a random contribution to two population parameters: the proportion of reproductive females and the adult mortality. Each stochastic component was based on the variance of the field data recorded by Villafuerte (1994). It corresponded to a random number between zero and the variance of each parameter, which was added to the monthly proportion of reproductive females and adult mortality. This stochastic component was included to simulate the variability of the Mediterranean environments of southwestern Europe.

Conflicting reports on the effect of density on demographic parameters (Trout and Smith, 1998; Twigg and Williams, 1999; Smith, 1997) led us to simplify the model to assume no density dependence. The assumption that density is relatively unimportant is supported by the steady decline in rabbit populations in southwestern Europe over the last decades (Rogers et al., 1994; Villafuerte et al., 1998).

Each hunting scenario was modelled for a 12-year period. The first 3 years of each simulation run were not used to ensure differentiation between hunting scenarios. We assessed the effects of different scenarios with the averaged growth rate ($\lambda-1$) per year for a 9-year period. The population size is growing when $(\lambda-1) > 0$, stable when $(\lambda-1) = 0$, and declining when $(\lambda-1) < 0$. We ran each hunting scenario 50 times, then averaged all runs. Similar to Villafuerte (1994) all scenarios were started with an initial population structure of $n = 100$, $j = 70$, and $a = 160$.

2.3. Model testing

To evaluate performance, the model was validated using data recorded for the same rabbit population. Data on rabbit abundance was obtained by vehicle surveys along a permanent 13-km transect in Doñana National Park. When possible (i.e. no flooding), monthly data were collected at dusk on three consecutive days over the period of 1991–1999 (for more details see Villafuerte et al., 1997). The model was tested without the hunting component, because the rabbit population of Doñana National Park is not subject to hunting.

We used the Pearson correlation test to compare the average abundance in each month of field data with the results of 50 runs simulating the population dynamics of a medium quality population. We expected no difference between the model and field data.

2.4. Modelling hunting management strategies

Although diseased rabbits may be more vulnerable to hunting (e.g. young myxomatose rabbits are expected to be more easily detected by hunters), additive mortality has been shown to occur in wild rabbit populations (Trout and Tittensor, 1989; Trout et al., 1992). Therefore, we assumed in our model that hunting mortality is additive to natural mortality. This assumption both simplifies the model and means that we are applying the most severe hunting mortality to the modelled populations (Hone, 1999).

The probability of being hunted may be age- and sex-dependent. Rabbit hunters cannot discriminate between the sexes in the field, but, although difficult, they may distinguish among age-classes due to differences in body size. To include this effect in our investigation, we modelled two hunting strategies: (1) age-selective hunting, the most severe situation for a rabbit population, according to which hunters discriminate rabbit body size and shoot only adults; and (2) non-age-selective hunting, according to which hunters do not discriminate on the basis of size. In the non-age-selective scenario, adults and juveniles are shot according to their proportion in the population. This hunting strategy seems the most realistic; however, to our knowledge, there are no available data on the proportion of juveniles/adults hunted.

Current policies in Spain permit rabbit hunting during a 3-month period between autumn and winter, mainly October, November and December. In special cases, hunting permits are issued in summer to control rabbits in specific areas where they cause great crop damage.

First, we analysed the effect of hunting on population growth rate. This analysis was designed to determine the maximum hunting rate needed to keep the population

stable over the 3-month hunting period (October–December) under six scenarios: three population qualities (good, medium and bad) in conjunction with two age-selection strategies (age-selective, non age-selective). Hunting rate is represented by the percentage of rabbits hunted each hunting month, and varied from 0 to 90% in 5% steps. Second, we selected three hunting rates (the maximum hunting rate obtained in the first analysis and this rate $\pm 10\%$) for each of the six scenarios, to determine the effects of hunting in a different 3-month period of the year in each scenario. Finally, we calculated the maximum percentage and the maximum number of rabbits hunted per year for the 12-year simulation period in a population of good quality. These percentages were then compared to determine the hunting pressures that can be applied for different hunting timings and age-selection strategies. Knowledge of the number of rabbits hunted is necessary to understand the differences in the resulting hunting pressures between scenarios.

2.5. Interviews with hunters

We carried out a survey in 307 areas in southern Spain (Andalusia region) to learn about the attitudes of hunters to a change of hunting timing policy and to gather information on the hunting pressure applied by hunting societies and the relation between hunting pressure and rabbit abundance. The geographic coordinates of survey points were selected using the geographic information systems software IDRISI (Eastman, 1997). Selection was carried out by means of a step-random sampling based on altitude and topography, to exclude areas unsuitable for rabbits. Areas lower than 1200 m in altitude and with slopes of less than 30% were favoured (Blanco and Villafuerte, 1993). More than 35 people with at least 2 years' training in wildlife surveys and interviews conducted interviews and rabbit surveys in each area in June and July 1999.

At each survey point, the interviewer identified an adequate person to interview (i.e. a person who was familiar with the hunting association decisions). A questionnaire about hunting activity applied in the area in 1998–1999 and attitudes towards hunting policy was used. Participants were asked to indicate if they were satisfied with the permitted hunting period, and whether they would change it. Lastly, they were asked whether the hunting management practices designed to restrict hunting pressure listed in the questionnaire were applied in their area in 1998–1999. These practices, which are voluntary, comprise reducing hunting days, reducing the number of hunters per day, reducing the number of rabbits hunted per day, and reducing hunting hours per day. Only yes/no answers were allowed.

At each survey point rabbit abundance was estimated from faecal pellet counts. Such counts have been widely used and are particularly useful in areas where the rab-

bits themselves or other signs are difficult to detect, or where detection may be influenced by other factors such as soil or habitat type (i.e. Moreno and Villafuerte, 1995; Palma et al., 1999). Counts were carried out at each survey point in 50 circular sampling units (0.5 m² per unit) randomly distributed over a 2-ha area, which was selected on the basis of a careful assessment showing it to be representative of the rest of the hunting area. The rabbit abundance index at each survey point was computed on the basis of the average number of pellets in 0.5 m²; a log-transformation was needed to prepare the data for statistical analysis.

These estimations of rabbit abundance enabled us to assess whether the use of self-imposed restrictions was related to rabbit abundance, and thereby allowed us to test the hypothesis that such hunting restrictions are more frequently employed when rabbits are scarce than when numerous. Each year, the hunters of each association agree on the degree of restrictions to be employed in their hunting area (i.e. number of hunting days, number of hunters per day, number of rabbits hunted per day, and/or hunting hours per day). They decide on the basis of their perception of rabbit population quality (good quality for hunters meaning high rabbit abundance). We expected lower rabbit abundance in areas where voluntary hunting restrictions were applied in 1998–1999. We performed two analyses to compare differences in mean rabbit abundance: (1) *t*-test to compare among areas where one specific restriction is employed and areas where that restriction is not employed; and (2) ANOVA test to compare three types of areas: (a) with no restrictions; (b) with some restriction; and (c) with all restrictions, and exploring differences with a post-hoc Tukey HSD test.

3. Results

3.1. Simulations

The average simulated monthly rabbit abundance (for a medium quality population) was correlated with mean field data obtained from vehicle surveys over the period 1991–1999 ($r=0.93$, $P<0.01$, $n=12$). In addition, we represented the yearly averages of field rabbit abundances and the evolution of simulated populations during that period (Fig. 1). As the simulation and field data had different scales, we normalized all values by setting the initial value (first year represented in the figure) to 100. Field data seems to correlate well with the medium quality simulated population, although in some years (1994–95 and 1998–99) the field data is closer to the simulated population with bad quality (Fig. 1).

We simulated the effect of hunting rate on population growth rate applied during the hunting period currently in force in Spain (October–December; Fig. 2). The

maximum hunting rates that could be applied while maintaining stable populations were 5, 35 and 50% for the bad, medium and good quality populations respectively. For the medium and good quality populations, the maximum hunting rate decreases to 25 and 40%, when the age-selection strategy was used (i.e. when only adults are hunted), whereas for the bad quality populations the maximum hunting rate does not change between the two age-selection strategies. Differences in the population growth rate between hunting strategies increase with the percentage of hunted rabbits. When the simulated hunting rate is high (>60%), the population growth rate of a good population hunted indiscriminately (adults and juveniles) is lower than that of a medium population in which only adults are hunted.

We simulated the effects of different hunting rates in all possible 3-month periods of the year under the six different scenarios: three population qualities and two age-selection strategies (Fig. 3). Three different hunting rates were simulated for each scenario: the maximum hunting rate for each scenario (Fig. 2) and this rate $\pm 10\%$. The resulting population growth rates for the different hunting periods show greater variation for good quality populations (Fig. 3a and b) than for medium quality populations (Fig. 3c and d). For bad quality populations, we only simulated a medium hunting rate of 5% and a high hunting rate of 15%. In comparison to the good and medium populations, simulations of the bad population yield the lowest variation in population growth rates with changes in the hunting timing (Fig. 3e and f). Thus, responses to a good strategy are stronger (i.e. high population growth rate) when the quality of the population is better.

The simulation results indicate that, in general, higher population growth rates are reached when the hunting period is in the first half of the year than in the second half. In particular, the maximum population growth

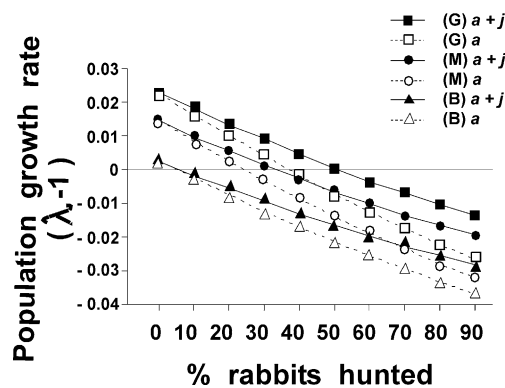


Fig. 2. Effect of hunting rate on population growth rate ($\lambda-1$) in good (G), medium (M) and bad (B) rabbit populations when a non-age-selection strategy ($a + j$: adults and juveniles hunted) or an age-selection strategy (a : only adults hunted) is simulated. Hunting rates are simulated in the hunting period currently in force in southwestern Europe (October–December).

rate is attained when the first hunting month is March, April or May, while minimum population growth is found when the first hunting month is September or October. When the strategy simulated is to hunt both adults and juveniles, the maximum and minimum population growth rates shift to earlier hunting periods (first hunting month March and September, respectively) than when the age-selection strategy is simulated (May and October, respectively).

When the age-selection strategy is simulated (Fig. 3a and c), the effects of the different hunting rates on population growth rate are homogenous between different hunting timings (i.e. the lines are parallel). When hunting is indiscriminate (Figs. 3b and d), however, the variability of the effects depends on the timing of hunting, with less variability being observed when the hunting period begins in the first 6 months (lines are convergent in the first 6 months and divergent in the second 6 months). Most adult females reproduce in the

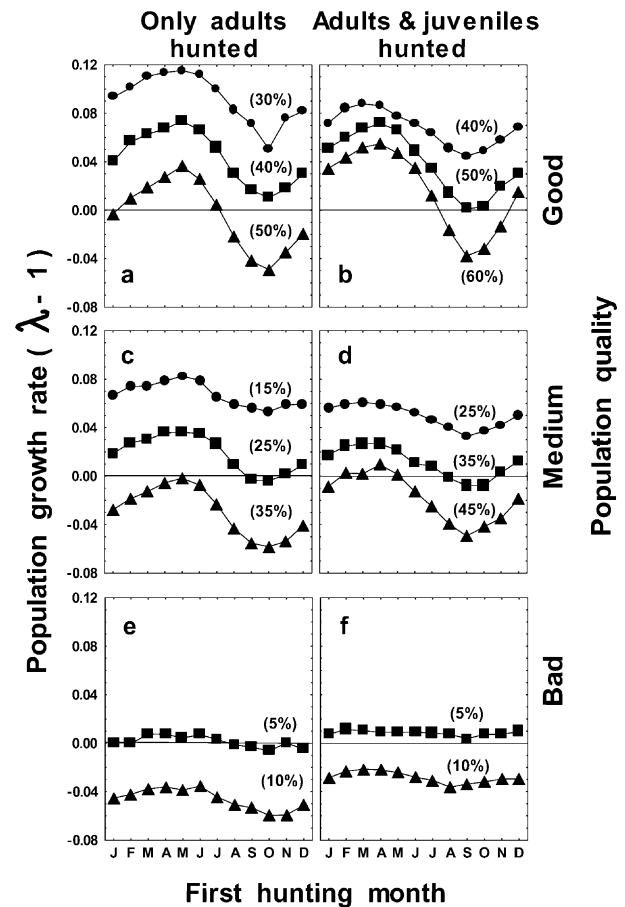


Fig. 3. Effect of high (triangles), medium (squares) and low (circles) hunting rates on population growth rate ($\lambda-1$) simulated during a consecutive 3-month period. (a). Good population, only adults hunted. (b) Good population, adults and juveniles hunted. (c) Medium population, only adults hunted, (d) Medium population, adults and juveniles hunted. (e) Bad population, only adults hunted. (f) Bad population, adults and juveniles hunted. Hunting rate applied in each case is shown in parentheses.

first 6 months (Table 1). If the hunting rate is increased in the first 6-months (i.e. +10%) and the strategy is to hunt only adults, the increase in hunting causes a sharp reduction in the breeding population, greatly affecting the population growth rate. If adults and juveniles are hunted, mainly the latter are affected by the hunting increase in the first 6 months, and thus the effect of a reduction in hunting on the population growth rate is low. Similarly, if the hunting rate is reduced in the first 6 months (i.e. -10%), the reduction affects only adults when hunting only adults, but affects more juveniles than adults when hunting both age-classes. Therefore, the simulation results suggest that the benefits of reducing the hunting rate in the first 6-months are higher when the age-selection strategy is employed.

In non-age-selective hunting, adults and juveniles are shot depending on their relative proportion in the population. Differences in their proportions throughout the year appear in the Fig. 4a, which represents the maximum number of adults and juveniles (open triangles and diamonds respectively) that can be hunted while maintaining a stable good population. The number of juveniles that can be hunted is higher than the number of adults throughout much of the year, especially in spring. The exception is autumn, when the number of adults that can be hunted exceeds the number of juveniles.

In the simulations of age-selective hunting, the maximum number of adults that can be hunted (black circles in the Fig. 4a) while maintaining a stable population shows little dependence on the month in which the hunting period commences. For this reason, variation of

the hunting rate does not present different effects on the population growth rate when hunting is simulated at different periods of the year (Figs. 3a and c).

In general, age-selective hunting results in a lower number of hunted rabbits than the non-age-selective hunting (Fig. 4a, black circles and black squares respectively). When the values predicted by the model are expressed as percentages (simulations always run with the same initial population structure), the predicted percentage of rabbits hunted varies from approximately 30–45% (only adults hunted) or from 40–75% (adults and juveniles hunted) depending on the timing of the hunting season (Fig. 4b). Thus, maximum benefits can be obtained by hunting adults and juveniles and by starting in spring.

3.2. Interviews

The sample sizes (n) of the analyses varied from 204 and 230: pellet counts could not be performed in nine areas; the interviewer could not find an adequate person to interview in 16 areas, and both situations occurred together in an additional 19 areas. The analyses of some other areas were partly invalid because the interviewee did not answer all questions. The mean size of the hunting areas surveyed was 3000 ha (range = 250–75 000 ha, $n=240$); thus, the total area surveyed covers 10.6% of southern Spain (the Andalusia region covers 8 723 200 ha), and 16.8% of the total official area for private small game hunting.

Almost half the hunters interviewed disagreed with the current timing of rabbit hunting stipulated by the Spanish government (46.4%, $n=224$). Only 39.1% of interviewees indicated that they would abide by any changes to the permitted hunting period ($n=230$). Regarding self-imposed restrictions on the hunting pressure, we found that 67.9% of hunters interviewed already reduced hunting days, 44.1% reduced the number of rabbits hunted per day, 41.4% reduced the number of hunting hours per day, and 39.1% reduced the number of hunters per day ($n=220$). Only 21.7% currently applied all the above-mentioned voluntary hunting restrictions, 27.4% did not employ any of them, and the rest (50.9%) applied some.

Correlation analysis between rabbit abundance in particular areas and the application of specific hunting restrictions in those areas showed that only the reduction of hunting hours per day is related to rabbit abundance; employed where rabbits were abundant (Table 2). Next, we compared rabbit abundance between areas in which all hunting restrictions were applied, areas in which some of the restrictions were applied, and areas in which no restrictions were applied. Analysis revealed significant differences between these three groups (ANOVA, $F=3.92$, d.f. = 221, $P=0.021$). Exploring these differences, areas with no hunting restrictions

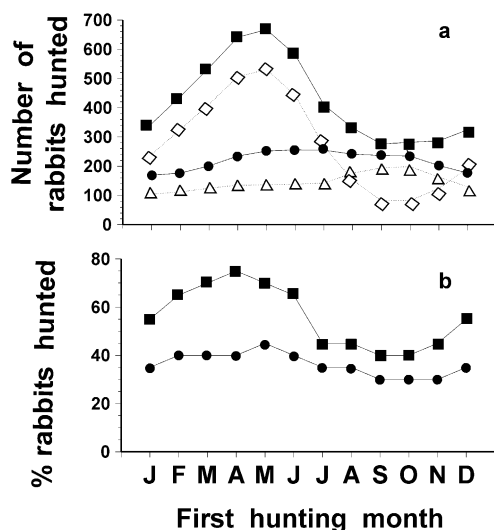


Fig. 4. Maximum number (a) and maximum percentage (b) of rabbits hunted, while maintaining a stable good population when hunting is simulated during a consecutive 3-month period. Black circles: simulations of age-selective hunting (only adults hunted). Black squares: simulations of non-age-selective hunting. Additionally, non-age-selective data are broken down into number of adults hunted (open triangles) and number of juveniles hunted (open diamonds).

Table 2
Observed rabbit abundance in areas with different hunting restrictions (Mean \pm SD values of pellet number/0.5 m²)^a

Restriction of	Yes	No	<i>n</i>	<i>t</i> -value	<i>P</i> -value
Hunting days	1.11 \pm 1.75	1.34 \pm 2.41	204	-1.38	0.20
Hunters per day	1.16 \pm 2.47	1.29 \pm 2.16	205	-1.21	0.23
Rabbits hunted per day	1.22 \pm 2.03	1.34 \pm 2.35	198	-1.00	0.32
Hunting hours per day	1.67 \pm 2.42	1.11 \pm 2.12	214	2.61	0.01

^a Student *t*-test was performed with log-transformed values.

applied had lower rabbit abundance, while areas with some restrictions applied had higher abundance (Fig. 5). Areas with all hunting restrictions applied showed a medium average rabbit abundance, but without significant differences with the other two groups; therefore, areas with all restrictions applied may have a broad range of rabbit abundance.

4. Discussion

For centuries, rabbit control was a regular and necessary strategy to protect crops in many countries including Spain. In areas where rabbits were introduced, control measures also served to protect against native species loss. Although rabbit control is an ongoing necessity in many countries, it is now clear that rabbit numbers are decreasing in southwestern Europe. In this region, many hunters want a large number of rabbits in their hunting lands, and conservation agencies want healthy rabbit populations to maintain endangered predators and thereby preserve Mediterranean ecosystem diversity (Palma et al., 1999; Palomares, 2001).

Obviously, any hunting management strategy that aims either to control or to conserve the population must take into account the quality of the population (i.e. the population density and its evolution), because the consequences of management decisions may vary considerably depending on the quality of the population

(Milner-Gulland, 1997). In our model, we have simulated hunting at three different levels of population quality to include the likely variability of wild rabbit populations in southwestern Europe. The population quality, and hence the population growth behaviour, was varied by modifying the juvenile survival parameter. Juvenile survival is the most variable population parameter of rabbit populations (Simonetti and Fuentes, 1982; Gibb and Williams, 1994; Rogers et al., 1994) and greatly affects population quality (Smith and Trout, 1994).

The simulated evolution of a population with a medium population quality over a period of 9 years showed similarities with field data obtained from a natural population of rabbits in Spain. However, the field data show some years of low rabbit abundance that are not observed in the model results. These drops are attributed to stochastic events that were not considered in the model. In Mediterranean ecosystems, inter-annual variations in rabbit numbers is mainly determined by annual rainfall or length of drought. Such variations lead to greater variability in field data than in data from simulations. Therefore, weather and other factors would be expected to cause greater fluctuations in the population growth rate than those simulated in this study. For this reason, the real situation is expected to be less optimistic than predictions in our modelling in scarce or declining populations (Lande et al., 1997). In addition, given the simplistic nature of the model, the exact harvest rates or numbers of harvested rabbits derived from the model cannot be used as management tools; this data can only be used to assess the relative importance of different options.

Our simulations suggest that the current governmental policy regarding the timing of hunting in southwestern Europe, especially in Spain, is not optimal for conserving rabbit populations. Our model simulations show that the current choice of hunting period (October–December) offers a suboptimal prognosis for maintaining healthy wild rabbit populations. This result concurs well with previous studies of rabbit populations in other geographical areas, which were undertaken to determine the optimal time for rabbit control (Darwin and Williams, 1964; Smith and Trout, 1994; Smith, 1997). Interviews conducted in the present study indicated that almost half of the hunters in southern Spain

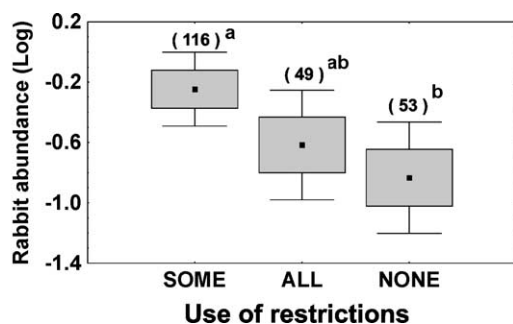


Fig. 5. Rabbit abundance (log-transformed pellet number/0.5 m²) at different intensities of hunting restriction. Groups that were not significantly different based on Tukey post-hoc test share a common letter. Numbers in parentheses indicate the number of valid questionnaires. Central black square is the mean, box limits mark standard error and vertical lines mark ± 1.96 standard error.

disagree with the current policy on the timing of hunting, and many would like it changed.

Our results show that hunting in late spring (currently allowed in Spain for rabbit control) optimises hunting extraction, because during this period even high hunting rates are sustainable. On the other hand, hunting in late autumn has the greatest detrimental effect on rabbit populations and the lowest hunting bag is obtained. These results lead to the conclusion that the current timing of rabbit hunting and control in Spain should be changed to enhance conservation of healthy wild rabbit populations, needed to conserve their predators.

This result could be explained by the annual variability of wild rabbit abundance and seasonal reproduction. Again, we agree with the results of previous studies (Darwin and Williams, 1964; Smith and Trout, 1994) carried out on rabbit populations in other geographical regions; this agreement suggests that the effects tested are greater than the differences between population parameters. These authors showed that more young rabbits are killed when control is carried out in late spring and more adults are killed when control is performed in winter. The current hunting period in south-western Europe occurs when rabbit numbers are at a minimum, while a late spring harvest coincides with the end of the reproduction and with maximum rabbit abundance (Beltrán, 1991; Villafuerte et al., 1997). Although the same proportion of the population is hunted in both cases, Lande et al. (1997) have shown that the effects on population conservation are dramatic when hunting is carried out in areas with low abundance because population stability is reduced. In this sense, our results clearly show that hunting rates in scarce or declining populations are not sustainable in the long term.

The strategy of age-based hunting is related to the results mentioned above. If only adult rabbits are hunted, the benefit of changing the hunting period is not as marked as when adults and juveniles are hunted. The ability to hunt juveniles may mean fewer adults are killed, especially towards the end of the breeding period. This is a good strategy for increasing the survival of pregnant or reproductive females and therefore to maintain the population. Our results show that the higher proportion of juveniles in spring allows more variability in hunting rates with lower impact on population growth rate, because a lower proportion of reproductive females is killed by hunting.

Although the age-selection strategy could be difficult to apply strictly in the field, the tendency of hunters to select rabbits of higher body weight due to their higher economic value (Beddington, 1974) acts to bias hunting toward adult rabbits. In addition, different hunting or capture methods can be biased toward a particular age class of rabbits (Daly, 1980; Smith et al., 1995). On the other hand, in our simulations of non-age-selective

hunting, we assumed that hunters shoot different ages depending on their proportion in the population. Thus, we ignored a variety of factors that influence the selection of hunted animals, for example age-related differences in rabbit detectability or rabbit behavioural characteristics. Further research is needed to assess potential biases affecting the hunting of wild populations.

Other important assumptions were made to simplify the model. For example, the model is density-independent and hunting is modelled without compensatory responses. The lack of compensatory reductions in mortality or increases in fecundity will result in a higher negative effect on population dynamics when juveniles are hunted, and when hunting is performed during breeding (Smith and Trout, 1994). However, the issue of whether hunting mortality in natural populations is compensatory or additive is much debated and probably varies among populations (Kokko, 2001).

Associations of hunters are responsible for regulating and managing hunting quotas in their hunting areas. As more than 70% of Spanish territory (82.8% of southern Spain) is covered by hunting areas, the management of these areas has important consequences for the conservation of wild species, should be considered by national organizations, and guided through ecological studies. In many cases, economic interests or lack of information lead hunters to mismanage game or non-game species, thereby putting some endangered predators at risk (Villafuerte et al., 1998). For example, results of our interviews indicate that when rabbit abundance is low, hunters either opt not to employ any hunting restrictions or to employ all hunting restrictions. These two attitudes are diametrically opposed, the former clearly representing mismanagement in the long term (caused by applying high hunting pressure during the legal hunting period) and the latter the best strategy for rabbit recovery. When such management decisions are considered in the light of our modelling results, which show that in bad quality populations the timing of hunting has less effect on the population growth rate than hunting pressure, we conclude that hunter mismanagement in areas of low rabbit abundance may affect populations in these areas and should be corrected to conserve rabbit populations and their predators.

When rabbit abundance is high, hunting societies currently employ some or all of the restrictions to conserve rabbit populations for coming years, making for suitable management. The relationship between the use of hunting restrictions and rabbit abundance also could be explained as an effect of management; however, given that we found no correlation between the application of the most stringent limitation (applying all hunting restrictions) and rabbit abundance, this explanation can be ruled out. In addition, our results are not

supposed to involve causality because decisions on the use of restrictions can change each year depending on the hunter's perception of rabbit abundance. However, we did not attempt to study the effectiveness of hunting restrictions in this paper.

Our results show that almost 75% of hunters currently employ some or all of the self-imposed restrictions on hunting pressure, making for suitable management. Thus, when they notice a drop in rabbit abundance, they restrict hunting to some degree. However, not all hunting restrictions are easily applied. Our results indicate that hunters are willing to reduce the number of hunting days, the number of rabbits shot or even the number of hunting hours per day, but are unlikely to reduce the number of hunters per day. If the hunting season were changed to late spring, the number of hunters could be maintained and the number of rabbits killed could even be increased, and other restrictions would be less necessary.

Management decisions based on hunting modelling should be supported by scientific information on the applicability and acceptance of the changes proposed. Most hunters agreed with a change in the timing of hunting in Spain, and our model predicts that moving the hunting season from late autumn (the current hunting period) to late spring should improve rabbit populations. We recommend management agencies to review rabbit hunting policies to adapt them to the current situation, and encourage hunters in low rabbit abundance areas to implement measures to conserve rabbit populations. Spanish policy was not changed after the introduction of myxomatosis in the 1950s, nor was it modified following rabbit haemorrhagic disease in the 1980s. Both diseases caused rabbit numbers to drop, and therefore hunters, conservationists and predators have been affected by the poor management of rabbit populations. However, a change in the hunting season may give rise to other conflicts (e.g. disturbing effects on breeding species) that should be assessed in a broad context and monitored to avoid unforeseen problems. Finally, conservation agencies should strive to ensure the effective management of hunting resources in areas of potential interest to predators. In the current situation of declining wild rabbit populations, hunting restrictions should be applied in such areas to maintain and increase rabbit abundance so as to conserve the predator community.

Acknowledgements

We thank Dr. Francisco J. Acosta and Xim Cerdá for their help with the basic rabbit population model. Drs. Jordi Bascompte, Xim Cerdá, Christian Gortázar, John Litvaitis, Katherine Shea and Roger Trout provided insightful comments on previous drafts of the manu-

script. We thank also Cani Fedriani, Javier Juste, Carlos Melián, and two anonymous referees whose comments greatly improved the manuscript. Andalusia surveys were carried out by EGMASA enterprise staff directed by Julián del Río, and Doñana surveys were carried out by Estación Biológica de Doñana staff, especially Sacramento Moreno, Rafa Laffitte and José Ayala. This work was supported by grants from the Spanish Ministry of Education and Culture and Estación Biológica de Doñana (CSIC). Funding was partially provided by the Environmental Department of the Regional Government of Andalusia—CSIC (2413/99/M00) and the projects REN 2001-04481GLO and PB1-02-004.

References

- Angulo, E., 2001. When DNA research menaces diversity. *Nature* 410, 739.
- Blanco, J.C., Villafuerte, R., 1993. Factores ecológicos que influyen sobre las poblaciones de conejos. Incidencia de la enfermedad hemorrágica. Empresa de Transformación Agraria, S.A, Madrid, Spain.
- Beddington, J.R., 1974. Age structure, sex ratio and population density in the harvesting of natural animal populations. *Journal of Applied Ecology* 11, 915–924.
- Beltrán, J.F., 1991. Temporal abundance pattern of the wild rabbit in Doñana, SW Spain. *Mammalia* 55, 591–599.
- B.O.E., 1970. Boletín Oficial del Estado. Ley de Caza, Madrid, Spain.
- Boyd, I.L., 1985. Investment in growth by pregnant wild rabbits in relation to litter size and sex of the offspring. *Journal of Animal Ecology* 54, 137–147.
- Calvete, C., Estrada, R., 2000. Epidemiología de la enfermedad hemorrágica (VHD) y la mixomatosis en el conejo silvestre en el Valle Medio del Ebro—Herramientas de gestión. Publicaciones del Consejo de Protección de la Naturaleza de Aragón, Zaragoza, Spain.
- Daly, J.C., 1980. Age, sex and season: factors which determine the trap response of the European wild rabbit, *Oryctolagus cuniculus*. *Australian Wildlife Research* 7, 421–432.
- Darwin, J.H., Williams, R.M., 1964. The effect of time of hunting on the size of a rabbit population. *New Zealand Journal of Zoology* 7, 341–352.
- Delibes, M., Calderón, J., 1979. Datos sobre la reproducción del conejo, (*Oryctolagus cuniculus* L.), en Doñana, S.O. de España, durante un año seco. *Doñana, Acta Vertebrata* 6, 91–99.
- Drollette, D., 1996. Australia fends off critic of plan to eradicate rabbits. *Science* 272, 191–192.
- Eastman, J.R., 1997. IDRISI for Windows. User's guide. Clark Labs, Worcester, USA.
- Fa, J.E., Sharples, C.M., Bell, D.J., DeAngelis, D., 2001. An individual-based model of rabbit viral haemorrhagic disease in European wild rabbits (*Oryctolagus cuniculus*). *Ecological Modelling* 144, 121–138.
- Gibb, J.A., 1993. Sociality, time and space in a sparse population of rabbits (*Oryctolagus cuniculus*). *Journal of Zoology* 229, 581–607.
- Gibb, J.A., Williams, J.M., 1994. The rabbit in New Zealand. In: Thomson, V., King, C.M. (Eds.), *The European Rabbit: the History and Biology of a Successful Colonizer*. Oxford University Press, Oxford, UK, pp. 158–204.
- High Performance Systems, Inc., 1992. Stella II. Tutorial and technical documentation, Hanover, NH, USA.

- Hone, J., 1999. On rate of increase (r): patterns of variation in Australian mammals and the implications for wildlife management. *Journal of Applied Ecology* 36, 709–718.
- Hood, G.M., Chesson, P., Pech, R.P., 2000. Biological control using sterilizing viruses: host suppression and competition between viruses in non-spatial models. *Journal of Applied Ecology* 37, 914–925.
- Kokko, H., 2001. Optimal and suboptimal use of compensatory responses to harvesting: timing of hunting as an example. *Wildlife Biology* 7, 141–150.
- Lande, R., Saether, B.E., Engen, S., 1997. Threshold harvesting for sustainability of fluctuating resources. *Ecology* 78, 1341–1350.
- Lotka, A.J., 1925. *Elements of physical biology*. Williams and Wilkins, Baltimore, MD, USA.
- Milner-Gulland, E.J., 1997. A stochastic dynamic programming model for the management of the saiga antelope. *Ecological Applications* 7, 130–142.
- Monnerot, M., Vigne, J.D., Biju-Duval, C., Casane, D., Callou, C., Hardy, C., Mougél, F., Soriguer, R.C., Dennebouy, N., Mounolou, J.C., 1994. Rabbit and man: genetic and historic approach. *Genetics Selection Evolution* 26, 167–182.
- Moreno, S., Villafuerte, R., 1995. Traditional management of scrubland for the conservation of rabbits *Oryctolagus cuniculus* and their predators in Doñana National Park, Spain. *Biological Conservation* 73, 81–85.
- Moreno, S., Villafuerte, R., Queirós, F., Jordán, G., 1996. Qual é o melhor período do ano para realizar repovoamentos de coelho-bravo (*Oryctolagus cuniculus*)? *Revista Florestal* 9, 267–275.
- Nicholson, A.J., Bailey, V.A., 1935. The balance of animal populations. Part I. *Proceedings of the Zoological Society of London* 3, 551–598.
- Palma, L., Beja, P., Rodrigues, M., 1999. The use of sighting data to analyse Iberian lynx habitat and distribution. *Journal of Applied Ecology* 36, 812–824.
- Palomares, F., 2001. Vegetation structure and prey abundance requirements of the Iberian lynx: implications for the design of reserves and corridors. *Journal of Applied Ecology* 38, 9–18.
- Parer, I., 1977. The population ecology of the wild rabbit, *Oryctolagus cuniculus* (L.), in a Mediterranean-type climate in New South Wales. *Australian Wildlife Research* 4, 171–205.
- Pech, R.P., Hood, G.M., 1998. Foxes, rabbits, alternative prey and rabbit calicivirus disease: consequences of a new biological control agent for an outbreaking species in Australia. *Journal of Applied Ecology* 35, 434–453.
- REGHAB, 2002. Reconciling gamebird hunting and biodiversity. V Forework Program of the European Union. Proposal number: EKV-2000-00637, Geneva, Switzerland.
- Rogers, P.M., Arthur, C.P., Soriguer, R.C., 1994. The rabbit in continental Europe. In: Thomson, H.V., King, C.M. (Eds.), *The European Rabbit: the History and Biology of a Successful Colonizer*. Oxford University Press, Oxford, UK, pp. 22–63.
- Sheail, J., 1991. The management of an animal population: changing attitudes towards the wild rabbit in Britain. *Journal of Environmental Management* 33, 189–203.
- Simonetti, J.A., Fuentes, E.R., 1982. Microhabitat use by European rabbits (*Oryctolagus cuniculus*) in Central Chile: are adult and juvenile patterns the same? *Oecologia* 54, 55–57.
- Smith, G.C., 1997. An analysis of the form of density dependence in a simulation model of a seasonal breeder undergoing control. *Ecological Modelling* 95, 181–189.
- Smith, G.C., Pugh, B., Trout, R.C., 1995. Age and sex bias in samples of wild rabbits, *Oryctolagus cuniculus*, from wild populations in southern England. *New Zealand Journal of Zoology* 22, 115–121.
- Smith, G.C., Trout, R.C., 1994. Using Leslie matrices to determine wild rabbit population growth and the potential for control. *Journal of Applied Ecology* 31, 223–230.
- Soriguer, R.C., 1981. Biología y dinámica de una población de conejos (*Oryctolagus cuniculus*, L.) en Andalucía Occidental. *Doñana, Acta Vertebrata* 8, 1–378.
- Trout, R.C., Ross, J., Tittensor, A.M., Fox, A.P., 1992. The effect on a British wild rabbit population (*Oryctolagus cuniculus*) of manipulating myxomatosis. *Journal of Applied Ecology* 29, 679–686.
- Trout, R.C., Smith, G.C., 1998. Long-term study of litter size in relation to population density in rabbits (*Oryctolagus cuniculus*) in Lincolnshire, England. *Journal of Zoology* 246, 347–350.
- Trout, R.C., Tittensor, A.M., 1989. Can predators regulate wild rabbit *Oryctolagus cuniculus* population density in England and Wales? *Mammal Review* 19, 153–173.
- Twigg, L.E., Williams, C.K., 1999. Fertility control of overabundant species; can it work for feral rabbits? *Ecology letters* 2, 281–285.
- Valverde, J.A., 1967. *Estructura de una comunidad mediterránea de vertebrados terrestres*. Consejo Superior de Investigaciones Científicas, Madrid, Spain.
- Villafuerte, R., 1994. *Riesgo de predación y estrategias defensivas del conejo, Oryctolagus cuniculus, en el Parque Nacional de Doñana*. PhD thesis. Universidad de Córdoba, Córdoba, Spain.
- Villafuerte, R., Calvete, C., Gortázar, C., Moreno, S., 1994. First epizootic of rabbit hemorrhagic disease in free living populations of *Oryctolagus cuniculus* at Doñana National Park, Spain. *Journal of Wildlife Diseases* 30, 176–179.
- Villafuerte, R., Lazo, A., Moreno, S., 1997. Influence of food abundance and quality on rabbit fluctuations: conservation and management implications in Doñana National Park (SW Spain). *Révue d'Ecologie (Terre et Vie)* 52, 345–356.
- Villafuerte, R., Viñuela, J., Blanco, J.C., 1998. Extensive predator persecution caused by population crash in a game species: the case of red kites and rabbits in Spain. *Biological Conservation* 84, 181–188.
- Volterra, V., 1926. Variations and fluctuations of the numbers of individuals in animal species living together. Translation in Chapman, R.N., 1931. *Animal Ecology*. McGraw Hill, New York, USA, pp. 409–448.
- Wood, D.H., 1980. The demography of a rabbit population in an arid region of New South Wales Australia. *Journal of Animal Ecology* 49, 55–79.